

LED BVTP Enclosed Luminaire

LED Vapor Tight Fixture

Features

- Surface or wall mount
- Uniform illumination with no visible pixilation.
- Moisture & dust resistant for damp or wet locations
- ETL listed, DLC approved
- 3500k, 4000k & 5000k
- 100+ Lumens per watt / 51,000 hrs
- 0-10v Dimmable

Specifications

- 120-277v / .95 power factor / 50/60Hz / THD <10% / CRI > 80 / operating temp -22°F-122°F.
- Suitable for wet locations / IP65 rated
- Long life LEDs provides 4,551 lumens (103 lpw) 44w.
- ABS (acrylonitrile-butadiene styrene) housing, polycarbonate lens. Stainless steel mounting bracket.

Application

Not for use in Hazardous (explosive) environments

- Commercial/Residential
- Meat or food processing facilities
- Freezer or refrigeration areas
- Parking Structures
- Car washes



Certifications

- IP65 rated
- Complies with FCC Part 15, Class A.
- Complies with IEEE C.62.41-1991, Class A input transient surge protection (2.5kV).
- Complies with IEC 61000-4-2 level 2 (4kV) electrostatic discharge (ESD).

Accessories

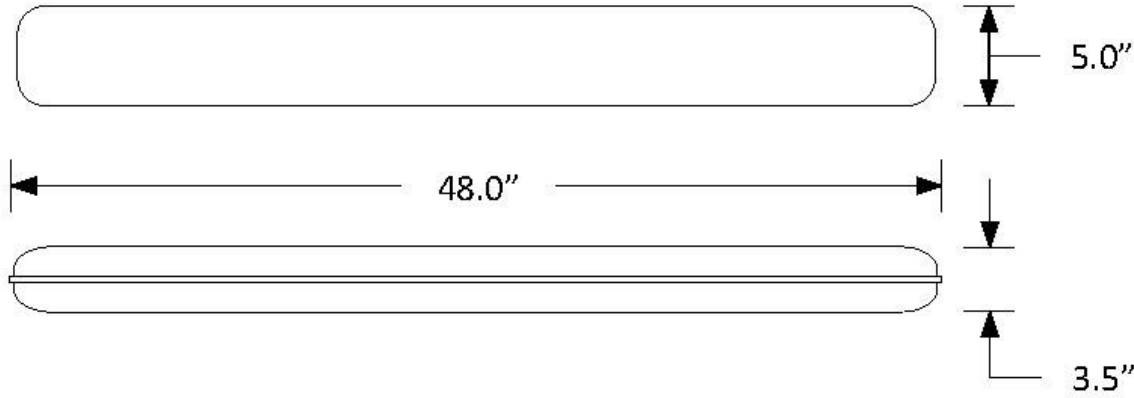
- Emergency battery pack

Catalog Number	Type

LED BVTP Enclosed Luminaire

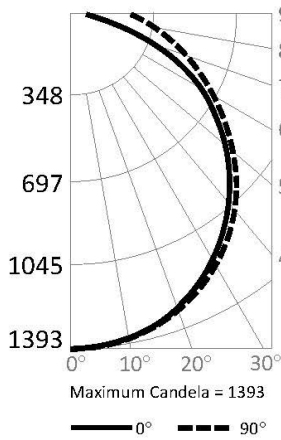
Dimensions

Dimensions are subject to change.
Consult factory for verification.
All configurations may not be shown.



PHOTOMETRIC DATA

Model: LED-B-VTP-40D-4K (4,551 lumens)



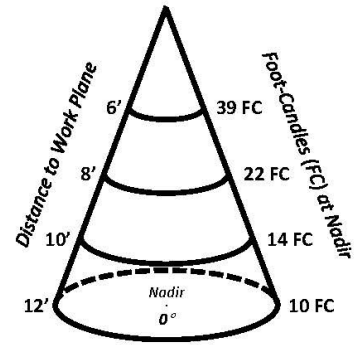
Candlepower Summary

	0°	90°
0°	1,393	1,393
10°	1,368	1,363
20°	1,292	1,288
30°	1,172	1,170
40°	1,011	1,020
50°	817	845
60°	598	664
70°	364	490
80°	136	342
90°	18	229

Zonal Lumen Summary

Zone	Lumens	% Fixture
0° - 10°	131	2.9%
0° - 20°	507	11.1%
0° - 30°	1,078	23.7%
0° - 40°	1,769	38.9%
0° - 50°	2,491	54.7%
0° - 60°	3,157	69.4%
0° - 70°	3,698	81.2%
0° - 80°	4,074	89.5%
0° - 90°	4,551	100.0%
90° - 180°	0	0%
0° - 180°	4,551	100.0%

Cone of Light



Ordering Information

Example: LED-B-VTP-40D-4K

