

STEM & CANOPY HANGING SYSTEMS


Stems

5/8 in. OD Sleeves

- .625in OD x 24 Gage Steel
- Used with 1/4in IPS All Threads
- Finishes; White, Black, Raw



STRAIT CANOPY



SWIVEL CANOPY

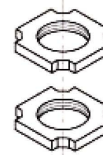

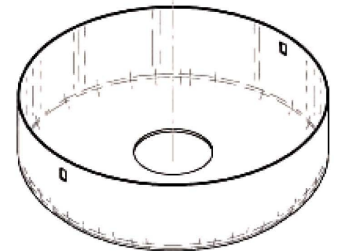
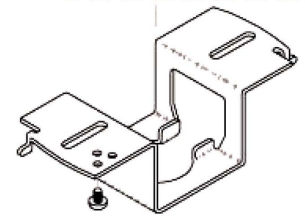
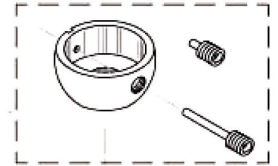
1- Cut stem to desired length and deburr inside edge. Insert ADJ Casting onto the stem with the edge of the cut even with the back of the casting and insert ADJ-SS screw (short one) and tighten the set screw in the casting to the stem.

2- Drill a 1/8" Hole thru the hole on the casting opposite the set screw. Always use eye protection.

3- Loosen set screw in casting and rotate 180 degrees placing set screw centered on drilled 1/8" hole. Tighten screw allowing screw to be centered on hole. You should see pin on inside of tube when set correctly.

4- Drill a 2nd 1/8" Hole thru the hole on the casting opposite the set screw. Deburr any sharp edges on ID of stem from drilling holes.

5- Remove short set screw on casting and insert SSS (Socket Set Screw-Long One) into tapped hole thru the drilled hole in stem and thru to other side of stem. Tighten set screw using Allen wrench so pin engages thru opposite 1/8" drilled hole on opposite side of stem and into casting.



CONSULT FACTORY FOR ORDERING INFORMATION

CREATIVE ILLUMINATION INC
1298 S KALAMATH
DENVER, CO 80223

Phone 303-744-3488
Fax 303-778-0360
creativeilluminationinc.com